


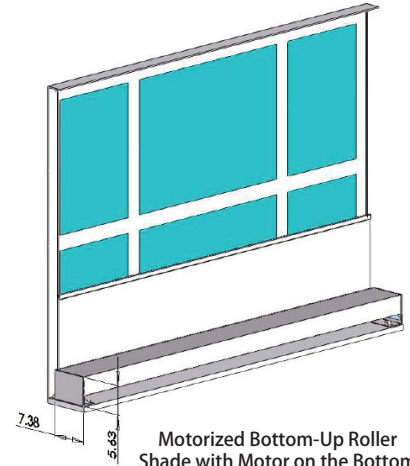
**Motorized Bottom-Up Shade with Motor and Fabric on the Bottom:**

Mariak's Bottom-Up Shade can be configured with both fabric and the motor on the bottom. The fabric on the tube is placed closer to the window while the motor winding cables is placed away from the window. Both the fabric and the motor tube are suspended from one 5 1/2" by 7 3/8" bracket. Rectangular end caps cover both ends while the aluminum fascia covers the top. A pulley system guides the cable from the motor tube to the top of the window and down to the hem bar finishing the shade. Cables could be placed at the end of the shade or follow the mullions.

Roll:	Available for reversed roll only		
Color:	White		
Mount:	Inside or Outside		
Motor:	AC		
Control:	Right or Left		
Minimum Width:	30"	Minimum Length:	30"
Maximum Width:	144"	Maximum Length:	180"



Motorized Bottom-Up with rollers and brackets exposed



Motorized Bottom-Up Roller Shade with Motor on the Bottom

**Specifications:**

Electric Motor: Tubular AC motor, lifetime lubricated, instantly reversible, thermal overload protector and electric brake.

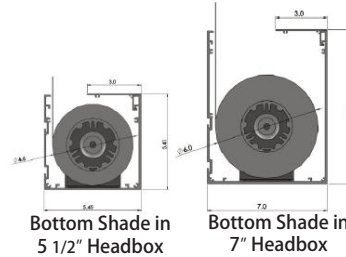
**Hardware:**

- Roller tubes — 6063 T6 extruded aluminum reinforced with ribs
- Spring take up — Industrial quality 2 3/4" roller with heavy duty .090" wire spring
- Idlers — Nylon 6 body with zinc plated steel pin
- Brackets — Industrial quality zinc plated 14 gauge steel
- End caps — 6063 T5 extruded aluminum .100" thick.
- Head box — 6063 T5 aluminum extrusion
- Tension wire — Type 302/304 Stainless Steel Wire, Ø.063 Braking Strength 270 lb.

**Motorized Bottom-Up Shade with Motor on the Top:**


Mariak's Bottom-Up Shade can be configured with a motor on top and still deploy from the bottom of the window. Fabric rolled on the tube is placed inside of the aluminum enclosure. Cables pulling the hembar are secured to the upper tube, which contains the lifting AC motor. The upper tube is mounted on the brackets and concealed in an upper aluminum enclosure at the top of the window. Lifting cables are typically attached at the ends of the hembar to provide clear view or they follow the mullions of the window per customer specification. Optional snap-on side channels are also available for this product. Typically 4 1/2" by 4 1/2" "L" fascia are used as an enclosure.

Roll:	Available for reversed roll only		
Color:	White		
Mount:	Inside or Outside		
Motor:	AC		
Control:	Right or Left		
Minimum Width:	30"	Minimum Length:	30"
Maximum Width:	144"	Maximum Length:	180"



Bottom Shade in 5 1/2" Headbox

Bottom Shade in 7" Headbox



Motorized Bottom Up Roller Shade with Motor on the Top

**Specifications:**

Electric Motor: Tubular AC motor, lifetime lubricated, instantly reversible, thermal overload protector and electric brake.

**Hardware:**

- Roller tubes — 6063 T6 extruded aluminum reinforced with ribs
- Spring take up — Industrial quality 2 3/4" roller with heavy duty .090" wire spring
- Idlers — Nylon 6 body with zinc plated steel pin
- Brackets — Industrial quality zinc plated 14 gauge steel
- End caps — 6063 T5 extruded aluminum .100" thick.
- Head box — 6063 T5 aluminum extrusion
- Tension wire — Type 302/304 Stainless Steel Wire, Ø.063 Braking Strength 270 lb.